



Uer: supervisor
Rep: rptAnalíticoPresupuestoIngresos

MUNICIPIO DE SANTA ELENA
Estado de Yucatán
Estado Analítico Mensual de Ingresos
Al 30/sep./2020

Fecha y 16/oct./2020
hora de Impresión 12:35 p. m.

Rubro de Ingreso	Presupuesto Vigente	Ene	Feb	Mar	Abr	May	Jun	Jul	Ago	Sep	Oct	Nov	Dic	Total (Vigente - Total)	Diferencia (Vigente - Total)
11 Impuestos sobre los ingresos	\$5,000.00	\$0.00	\$0.00	\$0.00	\$0.00	\$0.00	\$0.00	\$0.00	\$0.00	\$0.00	\$0.00	\$0.00	\$0.00	\$0.00	\$5,000.00
11-01 Impuesto sobre Espectáculos Públi	\$5,000.00	\$0.00	\$0.00	\$0.00	\$0.00	\$0.00	\$0.00	\$0.00	\$0.00	\$0.00	\$0.00	\$0.00	\$0.00	\$0.00	\$5,000.00
11-01-02 Circos y Carpas Ambulantes	\$2,000.00	\$0.00	\$0.00	\$0.00	\$0.00	\$0.00	\$0.00	\$0.00	\$0.00	\$0.00	\$0.00	\$0.00	\$0.00	\$0.00	\$2,000.00
11-01-07 Otros Espectáculos no Específicos	\$3,000.00	\$0.00	\$0.00	\$0.00	\$0.00	\$0.00	\$0.00	\$0.00	\$0.00	\$0.00	\$0.00	\$0.00	\$0.00	\$0.00	\$3,000.00
12 Impuestos sobre el patrimonio	\$300,000.00	\$156,919.60	\$10,845.00	\$42,239.00	\$0.00	\$0.00	\$3,508.00	\$455.00	\$3,760.00	\$1,985.00	\$0.00	\$0.00	\$0.00	\$219,711.60	\$80,288.40
12-01 Impuesto Predial	\$300,000.00	\$156,919.60	\$10,845.00	\$42,239.00	\$0.00	\$0.00	\$3,508.00	\$455.00	\$3,760.00	\$1,985.00	\$0.00	\$0.00	\$0.00	\$219,711.60	\$80,288.40
12-01-01 Urbano	\$300,000.00	\$156,919.60	\$10,845.00	\$42,239.00	\$0.00	\$0.00	\$3,508.00	\$455.00	\$3,760.00	\$1,985.00	\$0.00	\$0.00	\$0.00	\$219,711.60	\$80,288.40
12-01-01-01 Habitacional	\$300,000.00	\$156,919.60	\$10,845.00	\$42,239.00	\$0.00	\$0.00	\$3,508.00	\$455.00	\$3,760.00	\$1,985.00	\$0.00	\$0.00	\$0.00	\$219,711.60	\$80,288.40
13 Impuestos sobre la producción, el con	\$500,000.00	\$0.00	\$620.00	\$63,000.00	\$0.00	\$0.00	\$0.00	\$0.00	\$0.00	\$0.00	\$0.00	\$0.00	\$0.00	\$63,620.00	\$436,380.00
13-01 Impuesto sobre Adquisición de Inm	\$500,000.00	\$0.00	\$620.00	\$63,000.00	\$0.00	\$0.00	\$0.00	\$0.00	\$0.00	\$0.00	\$0.00	\$0.00	\$0.00	\$63,620.00	\$436,380.00
13-01-05 Actos con Escritura o Registro Públi	\$500,000.00	\$0.00	\$620.00	\$63,000.00	\$0.00	\$0.00	\$0.00	\$0.00	\$0.00	\$0.00	\$0.00	\$0.00	\$0.00	\$63,620.00	\$436,380.00
41 Derechos por el uso, goce, aprovecha	\$5,000.00	\$0.00	\$0.00	\$0.00	\$0.00	\$0.00	\$0.00	\$0.00	\$0.00	\$0.00	\$0.00	\$0.00	\$0.00	\$0.00	\$5,000.00
41-01 Por el Uso de Locales ó Pisos de M	\$5,000.00	\$0.00	\$0.00	\$0.00	\$0.00	\$0.00	\$0.00	\$0.00	\$0.00	\$0.00	\$0.00	\$0.00	\$0.00	\$0.00	\$5,000.00
41-01-01 Locales ó Pisos de Mercado	\$3,500.00	\$0.00	\$0.00	\$0.00	\$0.00	\$0.00	\$0.00	\$0.00	\$0.00	\$0.00	\$0.00	\$0.00	\$0.00	\$0.00	\$3,500.00
41-01-02 Espacios en la Vía Pública	\$1,500.00	\$0.00	\$0.00	\$0.00	\$0.00	\$0.00	\$0.00	\$0.00	\$0.00	\$0.00	\$0.00	\$0.00	\$0.00	\$0.00	\$1,500.00
43 Derechos por prestación de servicios	\$1,057,500.00	\$1,000.00	\$620.00	\$878.00	\$1,290.00	\$0.00	\$0.00	\$180.00	\$0.00	\$4,198.20	\$0.00	\$0.00	\$0.00	\$8,168.20	\$1,049,333.80
43-01 Servicios de Agua Potable, Drenaje	\$25,000.00	\$1,000.00	\$620.00	\$878.00	\$1,290.00	\$0.00	\$0.00	\$180.00	\$0.00	\$1,060.00	\$0.00	\$0.00	\$0.00	\$5,028.00	\$19,972.00
43-01-01 Toma Domésticas	\$25,000.00	\$1,000.00	\$620.00	\$878.00	\$1,290.00	\$0.00	\$0.00	\$180.00	\$0.00	\$1,060.00	\$0.00	\$0.00	\$0.00	\$5,028.00	\$19,972.00
43-03 Servicios de Limpia, Recolectión, T	\$20,000.00	\$0.00	\$0.00	\$0.00	\$0.00	\$0.00	\$0.00	\$0.00	\$0.00	\$0.00	\$0.00	\$0.00	\$0.00	\$0.00	\$20,000.00
43-03-01 Popular e Interés Social	\$20,000.00	\$0.00	\$0.00	\$0.00	\$0.00	\$0.00	\$0.00	\$0.00	\$0.00	\$0.00	\$0.00	\$0.00	\$0.00	\$0.00	\$20,000.00
43-05 Servicios de Panteones Municipale:	\$12,500.00	\$0.00	\$0.00	\$0.00	\$0.00	\$0.00	\$0.00	\$0.00	\$0.00	\$0.00	\$0.00	\$0.00	\$0.00	\$0.00	\$12,500.00
43-05-01 Inhumación, exhumación y apertura	\$12,500.00	\$0.00	\$0.00	\$0.00	\$0.00	\$0.00	\$0.00	\$0.00	\$0.00	\$0.00	\$0.00	\$0.00	\$0.00	\$0.00	\$12,500.00
43-08 Servicios de Catastro	\$1,000,000.00	\$0.00	\$0.00	\$0.00	\$0.00	\$0.00	\$0.00	\$0.00	\$0.00	\$3,138.20	\$0.00	\$0.00	\$0.00	\$3,138.20	\$996,861.80
43-08-01 Manejo, actualización y rectificaciór	\$1,000,000.00	\$0.00	\$0.00	\$0.00	\$0.00	\$0.00	\$0.00	\$0.00	\$0.00	\$3,138.20	\$0.00	\$0.00	\$0.00	\$3,138.20	\$996,861.80
44 Otros Derechos	\$452,500.00	\$88,150.00	\$65,500.00	\$0.00	\$0.00	\$0.00	\$4,000.00	\$120,000.00	\$30,000.00	\$0.00	\$0.00	\$0.00	\$0.00	\$307,650.00	\$144,850.00
44-01 Licencias de Funcionamiento y Per	\$450,000.00	\$88,150.00	\$65,500.00	\$0.00	\$0.00	\$0.00	\$4,000.00	\$120,000.00	\$30,000.00	\$0.00	\$0.00	\$0.00	\$0.00	\$307,650.00	\$142,350.00
44-02 Servicios que Presta la Dirección d	\$2,500.00	\$0.00	\$0.00	\$0.00	\$0.00	\$0.00	\$0.00	\$0.00	\$0.00	\$0.00	\$0.00	\$0.00	\$0.00	\$0.00	\$2,500.00
51 Productos	\$500.00	\$0.00	\$1.10	\$0.25	\$1.02	\$0.21	\$0.11	\$0.19	\$0.00	\$0.00	\$0.00	\$0.00	\$0.00	\$2.88	\$497.12
51-01 Derivados de Productos Financiero	\$500.00	\$0.00	\$1.10	\$0.25	\$1.02	\$0.21	\$0.11	\$0.19	\$0.00	\$0.00	\$0.00	\$0.00	\$0.00	\$2.88	\$497.12
81 Participaciones	\$14,754,413.00	\$979,322.98	\$1,085,358.41	\$1,451,678.95	\$1,031,039.92	\$1,510,121.33	\$987,333.18	\$1,145,954.77	\$1,193,471.80	\$1,144,527.49	\$0.00	\$0.00	\$0.00	\$10,528,808.83	\$4,225,604.17
81-01 Participaciones Federales	\$14,285,413.00	\$970,408.34	\$1,071,733.65	\$1,439,557.97	\$1,031,039.92	\$1,506,069.73	\$985,675.91	\$1,143,081.26	\$1,188,996.49	\$1,140,540.80	\$0.00	\$0.00	\$0.00	\$10,477,104.07	\$3,808,308.93
81-01-01 Fondo General de Participaciones	\$7,720,005.00	\$580,270.29	\$631,747.25	\$934,455.69	\$1,031,039.92	\$920,580.82	\$633,646.79	\$755,295.99	\$713,846.14	\$724,784.25	\$0.00	\$0.00	\$0.00	\$6,925,667.14	\$794,337.86
81-01-02 Impuesto sobre Automóviles Nuevo	\$489,408.00	\$24,748.69	\$18,071.93	\$12,731.53	\$0.00	\$8,989.83	\$4,869.66	\$5,072.70	\$9,788.53	\$8,180.91	\$0.00	\$0.00	\$0.00	\$92,453.78	\$396,954.22
81-01-04 Fondo de Fomento Municipal	\$3,819,000.00	\$276,678.06	\$294,052.78	\$395,974.04	\$0.00	\$396,602.77	\$272,293.07	\$296,533.50	\$318,900.40	\$322,767.78	\$0.00	\$0.00	\$0.00	\$2,573,802.40	\$1,245,197.60
81-01-05 Impuesto Especial sobre Producció	\$619,000.00	\$16,398.72	\$14,390.88	\$24,579.58	\$0.00	\$10,898.95	\$11,421.58	\$26,284.13	\$11,730.69	\$16,014.36	\$0.00	\$0.00	\$0.00	\$131,718.89	\$487,281.11

H. AYUNTAMIENTO
SECRETARÍA MUNI
2018 - 2021
SANTA ELENA, YUCATÁN

H. AYUNTAMIENTO
PRESIDENCIA
MUNICIPAL
2018 - 2021
SANTA ELENA,
YUCATÁN.



H. AYUNTAMIENTO
TESORERÍA MUNI
2018 - 2021
SANTA ELENA, YUCATÁN



H. AYUNTAMIENTO
SINDICO
2018 - 2021
SANTA ELENA, YUCATÁN





Usu: supervisor
Rep: rptAnalíticoPresupuestoIngresos

MUNICIPIO DE SANTA ELENA
Estado de Yucatán
Estado Analítico Mensual de Ingresos
Al 30/sep./2020

Fecha y 16/oct./2020
hora de Impresión 12:35 p. m.

Rubro de Ingreso		Presupuesto Vigente	Ene	Feb	Mar	Abr	May	Jun	Jul	Ago	Sep	Oct	Nov	Dic	Total (Vigente - Total)	Diferencia (Vigente - Total)
81-01-07	Fondo de Fiscalización	\$1,119,000.00	\$53,204.95	\$92,633.71	\$53,204.95	\$0.00	\$147,838.40	\$51,995.55	\$49,341.52	\$121,328.97	\$53,187.67	\$0.00	\$0.00	\$0.00	\$622,735.72	\$496,264.28
81-01-08	IEPS Gasolina y Diesel	\$519,000.00	\$19,107.63	\$20,837.10	\$18,612.18	\$0.00	\$21,158.96	\$11,449.26	\$10,553.42	\$13,401.76	\$15,605.83	\$0.00	\$0.00	\$0.00	\$130,726.14	\$388,273.86
81-02	Participaciones Estatales	\$469,000.00	\$8,914.64	\$13,624.76	\$12,120.98	\$0.00	\$4,051.60	\$1,657.27	\$2,873.51	\$4,475.31	\$3,986.69	\$0.00	\$0.00	\$0.00	\$51,704.76	\$417,295.24
82	Aportaciones	\$9,905,710.00	\$4,318.13	\$946,005.49	\$946,008.10	\$946,011.99	\$946,011.40	\$946,010.17	\$946,010.61	\$946,024.87	\$946,012.27	\$0.00	\$0.00	\$0.00	\$7,572,413.03	\$2,333,296.97
82-01	Fondo para la Infraestructura Social	\$6,935,512.00	\$2,775.26	\$702,480.48	\$702,482.72	\$702,486.60	\$702,486.14	\$702,484.92	\$702,485.12	\$702,499.30	\$702,486.69	\$0.00	\$0.00	\$0.00	\$5,622,667.23	\$1,312,844.77
82-01-01	Fondo para la Infraestructura Social	\$6,935,512.00	\$0.00	\$702,480.00	\$0.00	\$702,480.00	\$702,480.00	\$0.00	\$702,480.00	\$702,480.00	\$702,480.00	\$0.00	\$0.00	\$0.00	\$4,214,880.00	\$2,720,632.00
82-01-02	Intereses Bancarios del Fondo de I	\$0.00	\$2,775.26	\$0.48	\$702,482.72	\$6.60	\$6.14	\$702,484.92	\$5.12	\$19.30	\$6.69	\$0.00	\$0.00	\$0.00	\$1,407,787.23	-\$1,407,787.23
82-02	Fondo de Aportaciones para el Fort	\$2,970,198.00	\$1,542.87	\$243,525.01	\$243,525.38	\$243,525.39	\$243,525.26	\$243,525.25	\$243,525.49	\$243,525.57	\$243,525.58	\$0.00	\$0.00	\$0.00	\$1,949,745.80	\$1,020,452.20
82-02-01	Fondo de Aportaciones para el Fort	\$2,970,198.00	\$0.00	\$243,525.00	\$243,525.00	\$243,525.00	\$243,525.00	\$243,525.00	\$243,525.00	\$243,525.00	\$243,525.00	\$0.00	\$0.00	\$0.00	\$1,948,200.00	\$1,021,998.00
82-02-02	Intereses Bancarios del Fondo de F	\$0.00	\$1,542.87	\$0.01	\$0.38	\$0.39	\$0.26	\$0.25	\$0.49	\$0.57	\$0.58	\$0.00	\$0.00	\$0.00	\$1,545.80	-\$1,545.80
83	Convenios	\$0.00	\$490,900.60	\$148,174.75	\$0.00	\$242,721.00	\$0.00	\$0.00	\$0.00	\$0.00	\$0.00	\$0.00	\$0.00	\$0.00	\$881,796.35	-\$881,796.35
83-01	Con la Federación ó el Estado	\$0.00	\$490,900.60	\$148,174.75	\$0.00	\$242,721.00	\$0.00	\$0.00	\$0.00	\$0.00	\$0.00	\$0.00	\$0.00	\$0.00	\$881,796.35	-\$881,796.35
83-01-09	Otros Convenios	\$0.00	\$490,900.60	\$148,174.75	\$0.00	\$242,721.00	\$0.00	\$0.00	\$0.00	\$0.00	\$0.00	\$0.00	\$0.00	\$0.00	\$881,796.35	-\$881,796.35
Total		\$26,980,623.00	\$1,720,611.31	\$2,257,124.75	\$2,503,804.30	\$2,221,063.93	\$2,456,132.94	\$1,940,851.46	\$2,212,600.57	\$2,173,256.67	\$2,096,722.96	\$0.00	\$0.00	\$0.00	\$19,582,168.89	\$7,398,454.11



H. AYUNTAMIENTO
PRESIDENCIA
MUNICIPAL
2018 - 2021
SANTA ELENA,
YUCATAN.

DR. LUIS ALBERTO SANSORES MIAN

PRESIDENTE MUNICIPAL

C. DANIEL ROLANDO KANTUN KAUIL
SECRETARIO MUNICIPAL



H. AYUNTAMIENTO
SECRETARIA MUNICIPAL
2018 - 2021
SANTA ELENA, YUCATAN.

C. MARIA ISABEL PUC SANSORES

SINDICO MUNICIPAL

C. VICTOR DE JESUS EK CASTILLO
TESORERO MUNICIPAL

H. AYUNTAMIENTO
SECRETARIA MUNICIPAL
2018 - 2021
SANTA ELENA, YUCATAN.



H. AYUNTAMIENTO
SINDICO
2018 - 2021
SANTA ELENA, YUCATAN.





MUNICIPIO DE SANTA ELENA
Estado de Yucatán
Estado Analítico de Ingresos
Del 01/ene./2020 Al 30/sep./2020

Usr: supervisor
 Rep: rptEstadoPresupuestoIngresosRB_CP

Fecha y | 16/oct./2020
 hora de Impresión | 12:36 p. m.

Rubros de los Ingresos	Ingreso					Diferencia (6=5-1)
	Estimado (1)	Ampliaciones / (Reducciones) (2)	Modificado (3=1+2)	Devengados (4)	Recaudado (5)	
IMPUESTOS	\$805,000.00	\$0.00	\$805,000.00	\$283,331.60	\$283,331.60	-521,668.40
CUOTAS Y APORTACIONES DE SEGURIDAD SOCIAL	\$0.00	\$0.00	\$0.00	\$0.00	\$0.00	0.00
CONTRIBUCIONES DE MEJORAS	\$0.00	\$0.00	\$0.00	\$0.00	\$0.00	0.00
DERECHOS	\$1,515,000.00	\$0.00	\$1,515,000.00	\$315,816.20	\$315,816.20	-1,199,183.80
PRODUCTOS	\$500.00	\$0.00	\$500.00	\$2.88	\$2.88	-497.12
APROVECHAMIENTOS	\$0.00	\$0.00	\$0.00	\$0.00	\$0.00	0.00
INGRESOS POR VENTA DE BIENES, PRESTACIÓN DE SERVICIOS Y PARTICIPACIONES, APORTACIONES, CONVENIOS, INCENTIVOS DE TRANSFERENCIAS, ASIGNACIONES, SUBSIDIOS Y SUBVENCIONES	\$24,660,123.00	\$0.00	\$24,660,123.00	\$18,983,018.21	\$18,983,018.21	-5,677,104.79
INGRESOS DERIVADOS DE FINANCIAMIENTOS	\$0.00	\$0.00	\$0.00	\$0.00	\$0.00	0.00
Total	\$26,980,623.00	\$0.00	\$26,980,623.00	\$19,582,168.89	\$19,582,168.89	-7,398,454.11
Ingresos Excedentes						

Estado Analítico de Ingresos por Fuente de Financiamiento	Ingreso					Diferencia (6=5-1)
	Estimado (1)	Ampliaciones / (Reducciones) (2)	Modificado (3=1+2)	Devengados (4)	Recaudado (5)	

Ingresos del Poder Ejecutivo Federal o Estatal y de los Municipios

IMPUESTOS	\$805,000.00	\$0.00	\$805,000.00	\$283,331.60	\$283,331.60	-521,668.40
CUOTAS Y APORTACIONES DE SEGURIDAD SOCIAL	\$0.00	\$0.00	\$0.00	\$0.00	\$0.00	0.00
CONTRIBUCIONES DE MEJORAS	\$0.00	\$0.00	\$0.00	\$0.00	\$0.00	0.00
DERECHOS	\$1,515,000.00	\$0.00	\$1,515,000.00	\$315,816.20	\$315,816.20	-1,199,183.80
PRODUCTOS	\$500.00	\$0.00	\$500.00	\$2.88	\$2.88	-497.12
APROVECHAMIENTOS	\$0.00	\$0.00	\$0.00	\$0.00	\$0.00	0.00
PARTICIPACIONES, APORTACIONES, CONVENIOS, INCENTIVOS	\$24,660,123.00	\$0.00	\$24,660,123.00	\$18,983,018.21	\$18,983,018.21	-5,677,104.79
TRANSFERENCIAS, ASIGNACIONES, SUBSIDIOS Y SUBVENCIONES	\$0.00	\$0.00	\$0.00	\$0.00	\$0.00	0.00

Ingresos de los Entes Públicos de los Poderes Legislativo y Judicial, de los Órganos Autónomos y del Sector Paraestatal o Paramunicipal, así como de las Empresas Productivas del Estado

CUOTAS Y APORTACIONES DE SEGURIDAD SOCIAL	\$0.00	\$0.00	\$0.00	\$0.00	\$0.00	0.00
PRODUCTOS	\$0.00	\$0.00	\$0.00	\$0.00	\$0.00	0.00
INGRESOS POR VENTA DE BIENES, PRESTACIÓN DE SERVICIOS	\$0.00	\$0.00	\$0.00	\$0.00	\$0.00	0.00
TRANSFERENCIAS, ASIGNACIONES, SUBSIDIOS Y SUBVENCIONES	\$0.00	\$0.00	\$0.00	\$0.00	\$0.00	0.00

Ingresos Derivados de Financiamiento

INGRESOS DERIVADOS DE FINANCIAMIENTOS	\$0.00	\$0.00	\$0.00	\$0.00	\$0.00	0.00
---------------------------------------	--------	--------	--------	--------	--------	------

Total

\$26,980,623.00 \$0.00 \$26,980,623.00 \$19,582,168.89 \$19,582,168.89

Ingresos Excedentes

-7,398,454.11




Usu: supervisor
Rep: rptEstadoPresupuestoIngresosRB_CP

MUNICIPIO DE SANTA ELENA
Estado de Yucatán
Estado Analítico de Ingresos
Del 01/ene./2020 Al 30/sep./2020


Fecha y 16/oct./2020
hora de Impresión 12:36 p. m.




DR. LUIS ALBERTO SANORES MIAN
PRESIDENTE MUNICIPAL



C. MARIA ISABEL PUC SANORES
SINDICO MUNICIPAL



C. DANIEL ROLANDO KANTUN KAUIL
SECRETARIO MUNICIPAL



C. VICTOR DE JESUS EK CASTILLO
TESORERO MUNICIPAL



H. AYUNTAMIENTO
PRESIDENCIA
MUNICIPAL
2018 - 2021
SANTA ELENA,
YUCATAN.



H. AYUNTAMIENTO
SECRETARIA MUNICIPAL
2018 - 2021
SANTA ELENA, YUCATAN.



H. AYUNTAMIENTO
TESORERIA MUNICIPAL
2018 - 2021
SANTA ELENA, YUCATAN.



H. AYUNTAMIENTO
SINDICO
2018 - 2021
SANTA ELENA, YUCATAN.

0010